


# Laboratory Stainless Steel Furniture

Internal rounded corners design | Full weld seam | Electropolishing

◀ 304/316L stainless steel


Product List

1




Stainless steel storage cabinet

2




Stainless steel atomic absorption hood

3




Stainless steel sink

4




Stainless steel shoe cabinet

5




Experiment bench

6




Waste storage cabinet

7




Stainless steel long table

8




Double-layer work table with universal wheels

9




Stainless steel workbench

10




Stainless steel rack

11



Multifunctional stainless steel sanitary ware rack

12



Stainless steel high stool

Application scenarios

Safoo Lab Stainless Steel Furniture is primarily used for laboratory operations, safety protection, or equipment matching.

Parameter

Serial number	Model No.	Exterior Dimension HxWxD(mm)
Stainless steel storage cabinet	—	1800×1200×450
Stainless steel atomic absorption hood	—	1200-1500×400×400
Stainless steel sink	—	800×1200×600
Stainless steel shoe cabinet	—	600×2200×350
Experiment bench	—	800×1500×600
Waste storage cabinet	SF-LSW002SE	920×800×400
	SF-LSW003SE	920×1200×400
Stainless steel long table	—	850×1200×750
Double-layer work table with universal wheels	—	850×1000×750
Stainless steel workbench	—	850×1000×750
Stainless steel rack	—	2000×1500×550
Multifunctional stainless steel sanitary ware rack	—	2000×1000×550
Stainless steel high stool	—	550×380×380